

Description
Book Cover Keyboard
EF-DX915BBEGSW


**PC-like experience with
a single tap**



**PC-like experience with a
single tap**

Get things done easily with the Book Cover Keyboard. Fully backlit with function keys and a trackpad, the keyboard combines with DeX mode to deliver a PC-like experience with a single tap. You can even assign app shortcuts for quick and easy access.

*Image simulated for illustrative purposes. Actual UX/UI may vary.
**Compatible with Samsung Galaxy Tab S9, S9+, S9 Ultra. Galaxy Tab S9, S9+, S9 Ultra Book Cover Keyboard can connect to up to 3 devices via Bluetooth.
***Backlight available only on Galaxy Tab S9 Ultra Book Cover Keyboard by pressing Fn + F12.
****Features and keyboard layout may vary by model or type of language.
*****App shortcuts can be assigned for selected apps only.



Get things done easily with the Book Cover Keyboard. Fully backlit with function keys and a trackpad, the keyboard combines with DeX mode to deliver a PC-like experience with a single tap. You can even assign app shortcuts for quick and easy access.

*Image simulated for illustrative purposes. Actual UX/UI may vary.
**Compatible with Samsung Galaxy Tab S9, S9+, S9 Ultra. Galaxy Tab S9, S9+, S9 Ultra Book Cover Keyboard can connect to up to 3 devices via Bluetooth.
***Backlight available only on Galaxy Tab S9 Ultra Book Cover Keyboard by pressing Fn + F12.
****Features and keyboard layout may vary by model or type of language.
*****App shortcuts can be assigned for selected apps only.

Magnetically attachable for easy replacement

With its magnetic design, you can easily attach and detach the back cover to personalize your device. Replace it according to your preference to fit your everyday needs.



*Products sold separately.

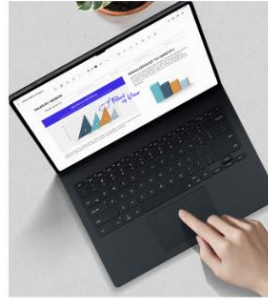
Magnetically attachable for easy replacement

With its magnetic design, you can easily attach and detach the back cover to personalize your device. Replace it according to your preference to fit your everyday needs.

*Products sold separately.

Effortless comes in 150°

Take it all the way back to 150° for a new level of freedom with the Book Cover Keyboard. Adjust the angle on the back easily to find your perfect position to send emails, blog, study – you name it.



*Image simulated for illustrative purposes. Actual UX/UI may vary.

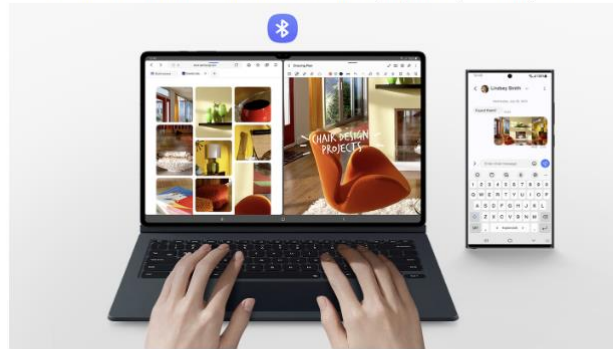
Effortless comes in 150°

Take it all the way back to 150° for a new level of freedom with the Book Cover Keyboard. Adjust the angle on the back easily to find your perfect position to send emails, blog, study – you name it.

*Image simulated for illustrative purposes. Actual UX/UI may vary.

Enhance your productivity with wireless sharing

With Wireless Keyboard Sharing, you can easily connect to your other Galaxy devices and smoothly type or navigate on them. Switch between devices with ease and take control of your phone as you would on your tablet.



*Products sold separately.
**Image simulated for illustrative purposes. Actual UX/UI may vary.
***Wireless Keyboard Sharing is supported on Galaxy smartphones running One UI 3.1 or above and Galaxy Tab devices running One UI 2.5 or above, connected to the Book Cover Keyboard via POGO.
****To enable Wireless Keyboard Sharing, both devices must be logged in to the same Samsung account. Performance may vary depending on user network environment.
*****Up to 3 devices can be registered for Wireless Keyboard Sharing.
*****Wireless Keyboard Sharing can be turned on/off in Settings > General Management > Physical Keyboard > Wireless Keyboard Sharing.

Enhance your productivity with wireless sharing

With Wireless Keyboard Sharing, you can easily connect to your other Galaxy devices and smoothly type or navigate on them. Switch between devices with ease and take control of your phone as you would on your tablet.

*Products sold separately.
**Image simulated for illustrative purposes. Actual UX/UI may vary.
***Wireless Keyboard Sharing is supported on Galaxy smartphones running One UI 3.1 or above and Galaxy Tab devices running One UI 2.5 or above, connected to the Book Cover Keyboard via POGO.
****To enable Wireless Keyboard Sharing, both devices must be logged in to the same Samsung account. Performance may vary depending on user network environment.
*****Up to 3 devices can be registered for Wireless Keyboard Sharing.
*****Wireless Keyboard Sharing can be turned on/off in Settings > General Management > Physical Keyboard > Wireless Keyboard Sharing.